

# Financial Aid

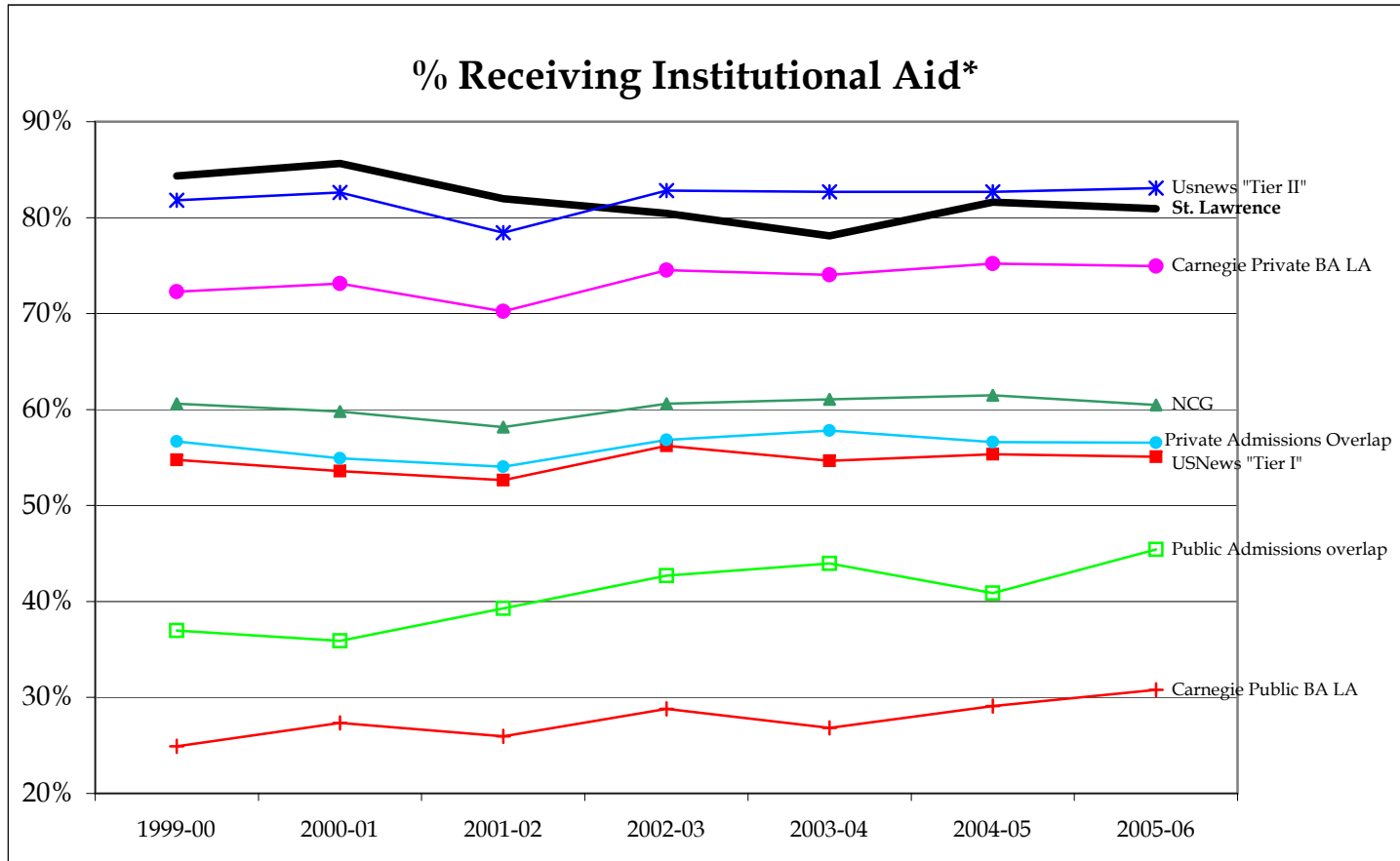
	1999-00					2000-01					2001-02				
	% Receiving any FA	% Receiving Inst. Aid	Avg Amt Inst Aid	% Receiving Student loan	Avg amt student loan	% Receiving any FA	% Receiving Inst. Aid	Avg Amt Inst Aid	% Receiving Student loan	Avg amt student loan	% Receiving any FA	% Receiving Inst. Aid	Avg Amt Inst Aid	% Receiving Student loan	Avg amt student loan
St. Lawrence	86%	84%	\$15,045	68%	4,725	87%	86%	\$15,200	73%	4,743	85%	82%	\$15,426	69%	5,290
NCG (25)	66%	61%	\$13,260	48%	3,428	68%	58%	\$13,805	44%	3,414	65%	58%	\$14,344	45%	3,397
USNews "Tier I" (top 50)	61%	55%	\$13,824	44%	3,318	62%	54%	\$14,544	41%	3,276	61%	53%	\$15,365	40%	3,245
Usnews "Tier II" (59)	87%	82%	\$9,142	58%	3,874	87%	83%	\$9,250	55%	3,673	88%	78%	\$9,643	51%	3,945
Carnegie Private BA LA (285)	79%	72%	\$9,362	57%	3,636	80%	73%	\$9,501	54%	3,541	80%	70%	\$10,061	53%	3,704
Carnegie Public BA LA (26)	72%	25%	\$2,294	48%	3,204	68%	27%	\$2,105	43%	2,819	70%	26%	\$2,349	43%	3,153
Private Admissions Overlap (22)	64%	57%	\$14,257	54%	3,373	65%	55%	\$14,729	52%	3,600	64%	54%	\$15,221	48%	3,465
Public Admissions overlap (5)	74%	37%	\$3,375	59%	3,715	85%	36%	\$3,352	67%	3,327	85%	39%	\$3,595	63%	3,795

	2002-03					2003-04					2004-05				
	% Receiving any FA	% Receiving Inst. Aid	Avg Amt Inst Aid	% Receiving Student loan	Avg amt student loan	% Receiving any FA	% Receiving Inst. Aid	Avg Amt Inst Aid	% Receiving Student loan	Avg amt student loan	% Receiving any FA	% Receiving Inst. Aid	Avg Amt Inst Aid	% Receiving Student loan	Avg amt student loan
St. Lawrence	84%	80%	\$15,553	69%	5,479	82%	78%	\$17,264	68%	5,707	85%	82%	\$17,558	65%	6,245
NCG (25)	67%	61%	\$15,363	46%	3,682	67%	61%	\$16,393	47%	4,021	67%	61%	\$16,635	44%	3,855
USNews "Tier I" (top 50)	64%	56%	\$16,388	42%	3,523	62%	55%	\$17,656	43%	3,675	63%	55%	\$18,214	41%	3,862
Usnews "Tier II" (59)	88%	83%	\$10,270	58%	4,022	88%	83%	\$10,968	59%	4,166	89%	83%	\$11,725	59%	4,258
Carnegie Private BA LA (285)	82%	75%	\$10,490	57%	3,933	82%	74%	\$11,504	58%	4,174	82%	75%	\$11,965	57%	4,367
Carnegie Public BA LA (26)	72%	29%	\$2,118	43%	3,164	72%	27%	\$2,515	45%	3,374	74%	29%	\$2,747	47%	4,024
Private Admissions Overlap (22)	66%	57%	\$16,490	50%	3,670	65%	58%	\$17,838	52%	3,878	64%	57%	\$17,877	48%	3,937
Public Admissions overlap (5)	79%	43%	\$3,524	57%	4,010	79%	44%	\$3,657	61%	4,673	74%	41%	\$4,305	59%	4,634

	2005-06				
	% Receiving any FA	% Receiving Inst. Aid	Avg Amt Inst Aid	% Receiving Student loan	Avg amt student loan
St. Lawrence	84%	81%	\$19,972	68%	\$7,142
NCG (25)	66%	60%	\$18,370	44%	\$3,980
USNews "Tier I" (top 50)	62%	55%	\$20,150	40%	\$3,886
Usnews "Tier II" (59)	89%	83%	\$12,438	59%	\$4,414
Carnegie Private BA LA (285)	82%	75%	\$12,907	57%	\$4,474
Carnegie Public BA LA (26)	74%	31%	\$2,990	46%	\$3,831
Private Admissions Overlap (22)	66%	57%	\$19,525	49%	\$3,906
Public Admissions overlap (5)	80%	45%	\$3,780	60%	\$4,981

**% receiving Inst. Aid\***

	1999-00	2000-01	2001-02	2002-03	2003-04	2004-05	2005-06
St. Lawrence	84%	86%	82%	80%	78%	82%	81%
NCG (25)	61%	60%	58%	61%	61%	61%	60%
USNews "Tier I" (top 50)	55%	54%	53%	56%	55%	55%	55%
Usnews "Tier II" (59)	82%	83%	78%	83%	83%	83%	83%
Carnegie Private BA LA (285)	72%	73%	70%	75%	74%	75%	75%
Carnegie Public BA LA (26)	25%	27%	26%	29%	27%	29%	31%
Private Admissions Overlap (22)	57%	55%	54%	57%	58%	57%	57%
Public Admissions overlap (5)	37%	36%	39%	43%	44%	41%	45%



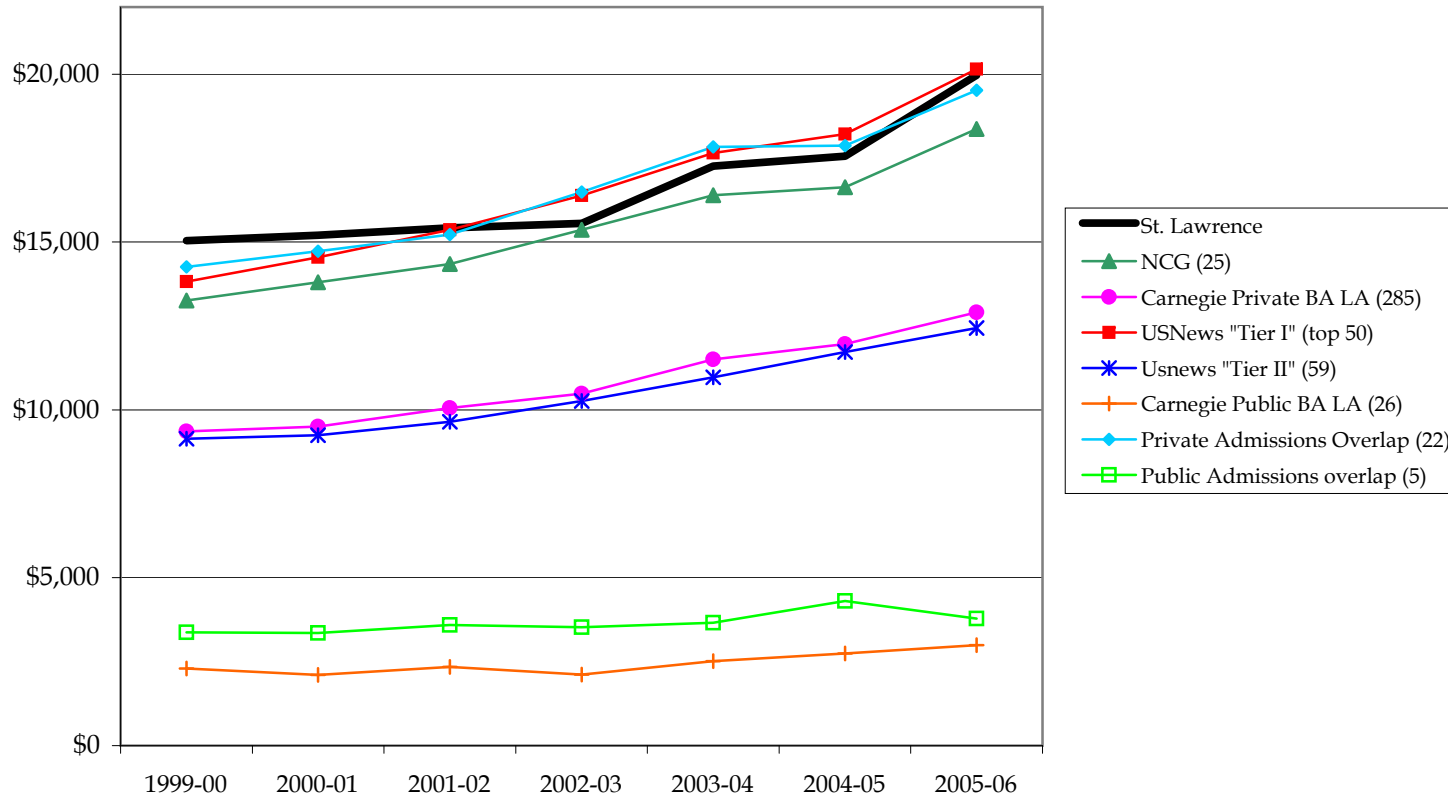
\* First year students only

SOURCE: AGB

**Avg Amt Inst Aid.**

	1999-00	2000-01	2001-02	2002-03	2003-04	2004-05	2005-06
St. Lawrence	\$15,045	\$15,200	\$15,426	\$15,553	\$17,264	\$17,558	\$19,972
NCG (25)	\$13,260	\$13,805	\$14,344	\$15,363	\$16,393	\$16,635	\$18,370
USNews "Tier I" (top 50)	\$13,824	\$14,544	\$15,365	\$16,388	\$17,656	\$18,214	\$20,150
Usnews "Tier II" (59)	\$9,142	\$9,250	\$9,643	\$10,270	\$10,968	\$11,725	\$12,438
Carnegie Private BA LA (285)	\$9,362	\$9,501	\$10,061	\$10,490	\$11,504	\$11,965	\$12,907
Carnegie Public BA LA (26)	\$2,294	\$2,105	\$2,349	\$2,118	\$2,515	\$2,747	\$2,990
Private Admissions Overlap (22)	\$14,257	\$14,729	\$15,221	\$16,490	\$17,838	\$17,877	\$19,525
Public Admissions overlap (5)	\$3,375	\$3,352	\$3,595	\$3,524	\$3,657	\$4,305	\$3,780

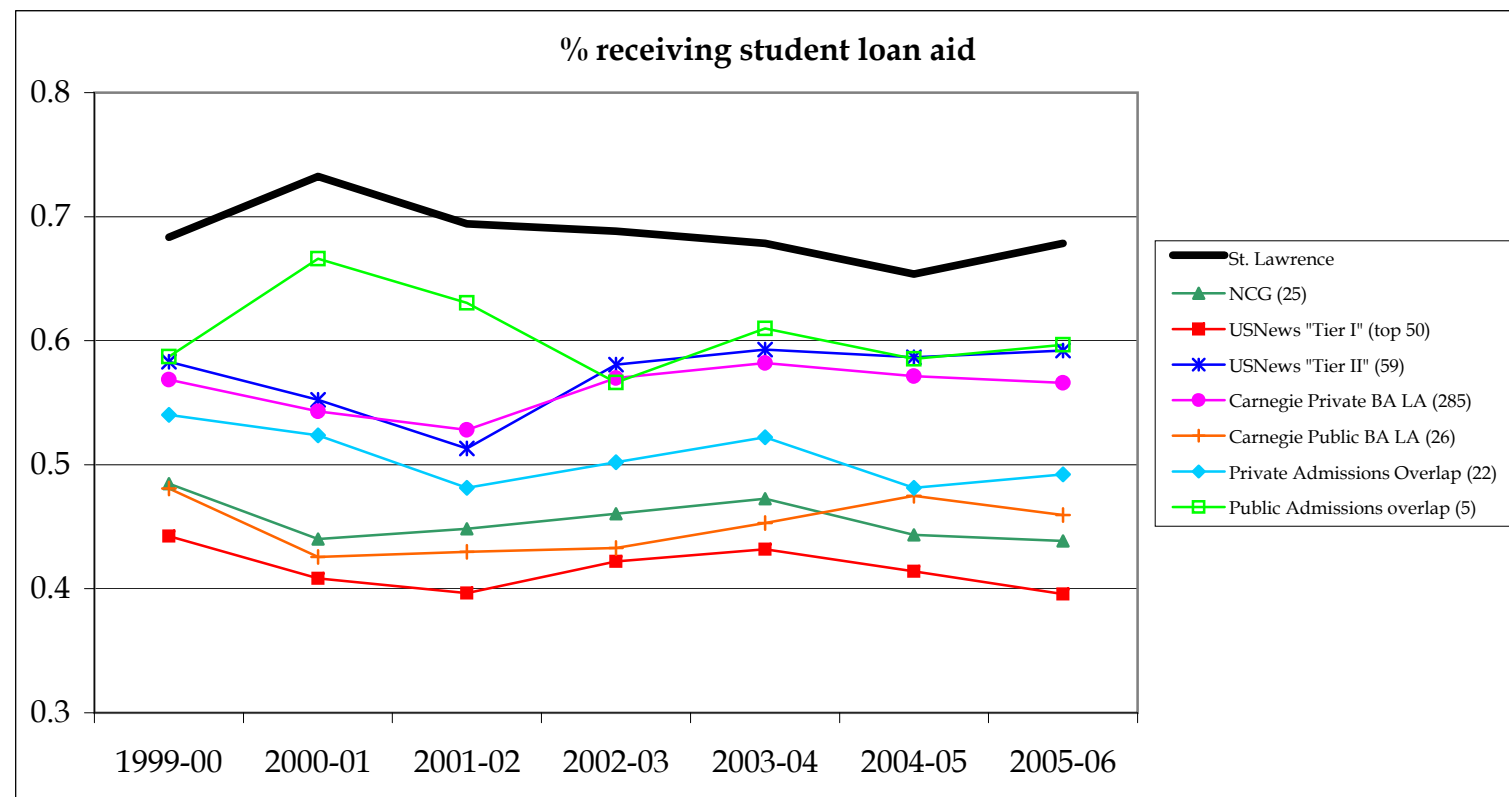
**Average Amount of Institutional Aid for Students Aided**



## Student Loan Aid

### % receiving student loan aid

	1999-00	2000-01	2001-02	2002-03	2003-04	2004-05	2005-06
St. Lawrence	68%	73%	69%	69%	68%	65%	68%
NCG (25)	48%	44%	45%	46%	47%	44%	44%
USNews "Tier I" (top 50)	44%	41%	40%	42%	43%	41%	40%
USNews "Tier II" (59)	58%	55%	51%	58%	59%	59%	59%
Carnegie Private BA LA (285)	57%	54%	53%	57%	58%	57%	57%
Carnegie Public BA LA (26)	48%	43%	43%	43%	45%	47%	46%
Private Admissions Overlap (22)	54%	52%	48%	50%	52%	48%	49%
Public Admissions overlap (5)	59%	67%	63%	57%	61%	59%	60%



SOURCE: AGB

% receiving student loan aid: percent of students in cohort receiving any student loan aid at the end of their freshman year