

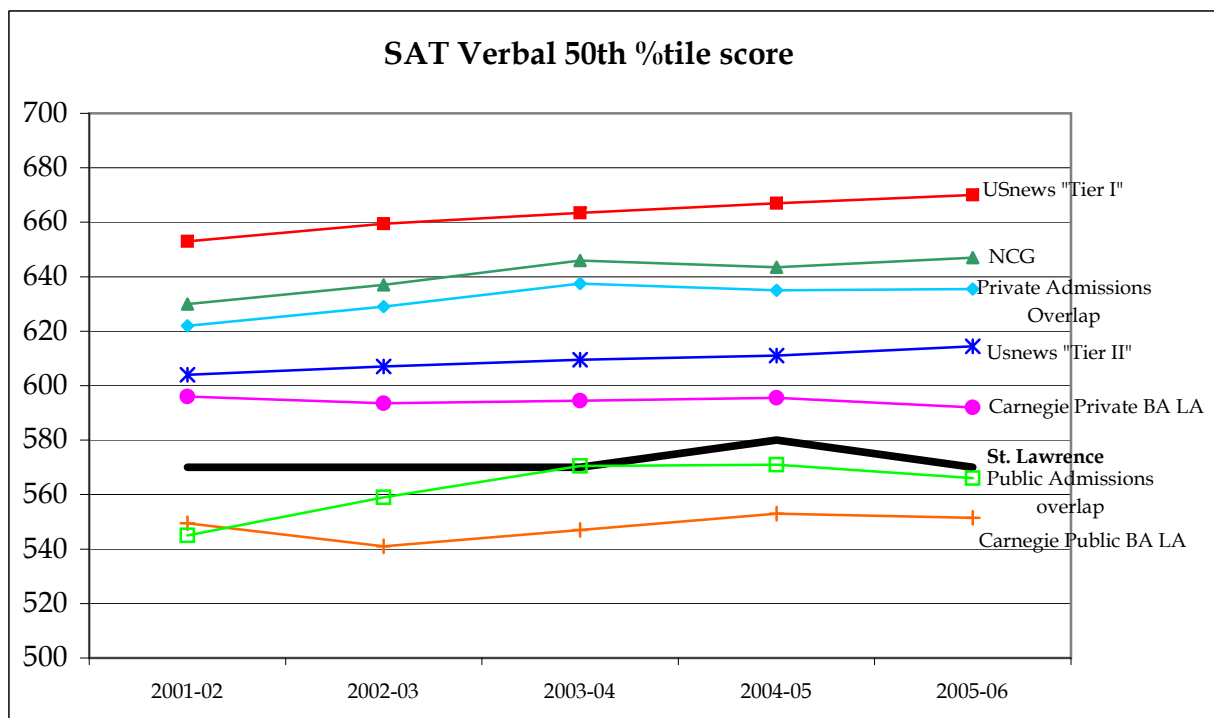
% Full time, first year students submitting SAT scores (means)

	2001-02	2002-03	2003-04	2004-05	2005-06
St. Lawrence	96%	96%	97%	96%	100%
NCG (25)	82%	81%	81%	80%	80%
USNews "Tier I" (top 50)	87%	86%	85%	85%	85%
USNews "Tier II" (59)	73%	71%	74%	70%	72%
Carnegie Private BA LA (285)	74%	72%	73%	71%	71%
Carnegie Public BA LA (26)	80%	77%	78%	72%	77%
Private Admissions Overlap (22)	88%	85%	87%	88%	88%
Public Admissions overlap (5)	95%	97%	95%	91%	95%

SAT I Verbal 50th %tile score\*

	2001-02	2002-03	2003-04	2004-05	2005-06
St. Lawrence	570	570	570	580	570
NCG (25)	630	637	646	644	647
USNews "Tier I" (top 50)	653	660	664	667	670
USNews "Tier II" (59)	604	607	610	611	615
Carnegie Private BA LA (285)	596	594	595	596	592
Carnegie Public BA LA (26)	550	541	547	553	552
Private Admissions Overlap (22)	622	629	638	635	636
Public Admissions overlap (5)	545	559	571	571	566

\* 50th %tile created by adding the 25th and 75th %tile reported by AGB and dividing by 2.

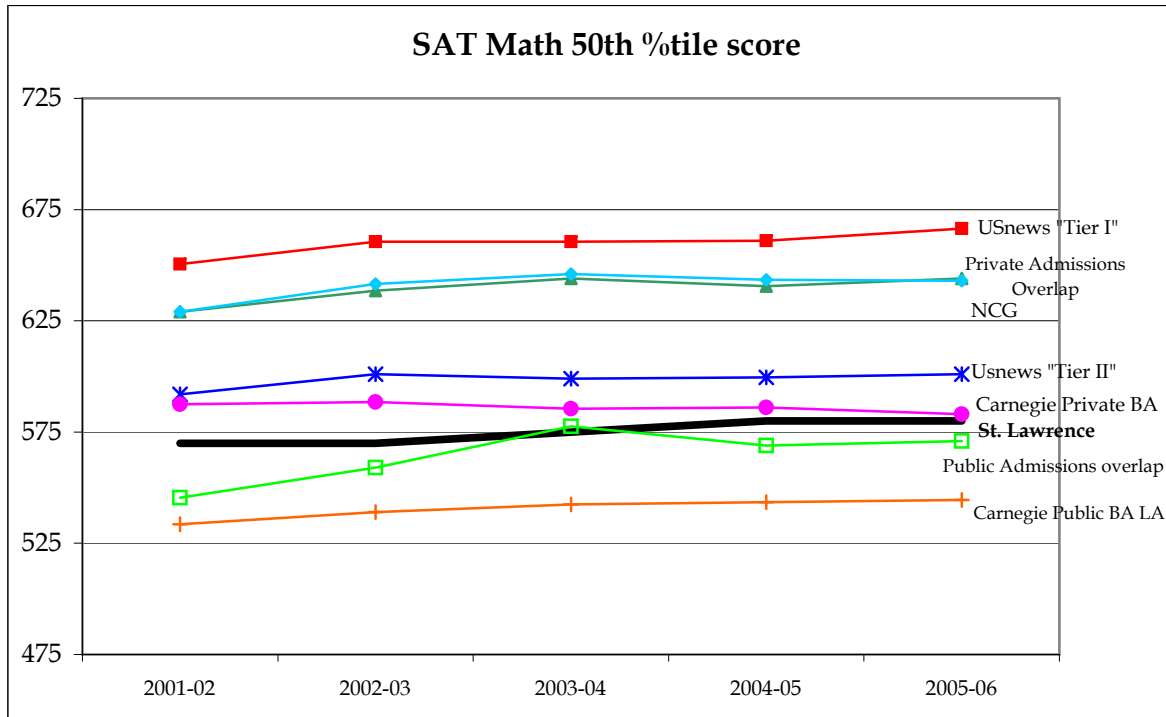


SOURCE: AGB

SAT I Math 50th %tile score\*

	2001-02	2002-03	2003-04	2004-05	2005-06
St. Lawrence	570	570	575	580	580
NCG (25)	629	639	644	641	644
USNews "Tier I" (top 50)	651	661	661	661	667
USNews "Tier II" (59)	592	601	599	600	601
Carnegie Private BA LA (285)	588	589	586	586	583
Carnegie Public BA LA (26)	534	539	543	544	545
Private Admissions Overlap (22)	629	642	646	644	643
Public Admissions overlap (5)	546	559	578	569	571

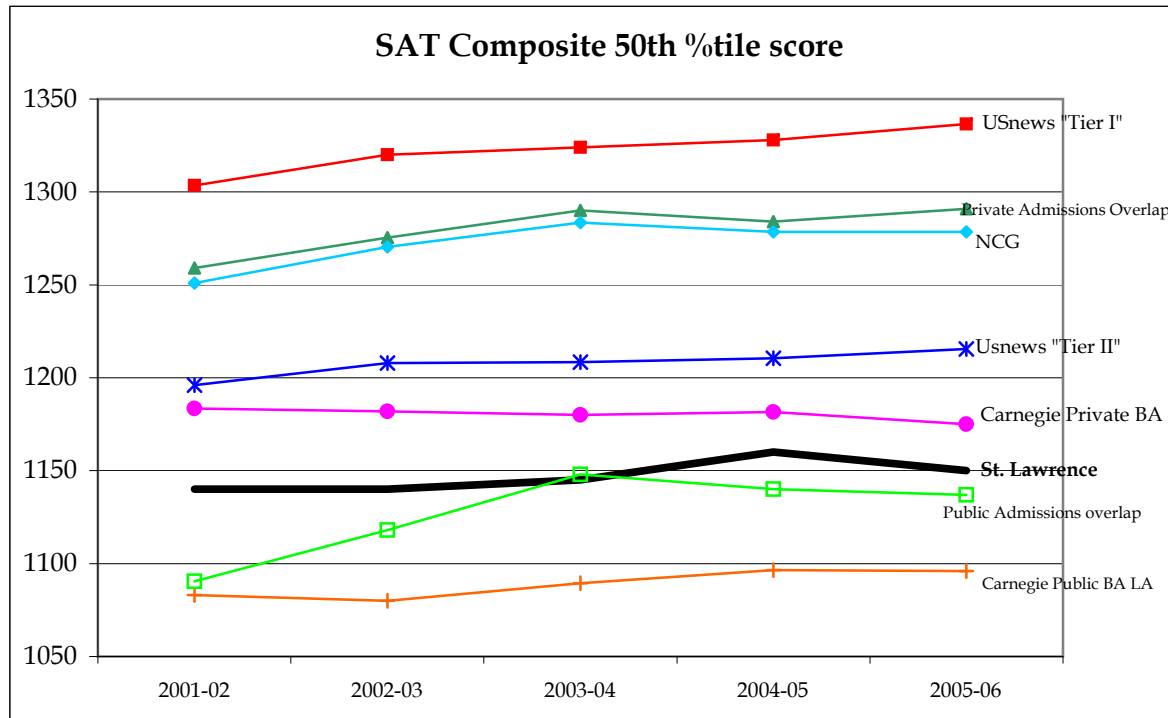
\* 50th %tile created by adding the 25th and 75th %tile reported by AGB and dividing by 2.



SOURCE: AGB

SAT Composite 50th %tile	2001-02	2002-03	2003-04	2004-05	2005-06
St. Lawrence	1140	1140	1145	1160	1150
NCG (25)	1259	1276	1290	1284	1291
USNews "Tier I" (top 50)	1304	1320	1324	1328	1337
USNews "Tier II" (59)	1196	1208	1209	1211	1216
Carnegie Private BA LA (285)	1184	1182	1180	1182	1175
Carnegie Public BA LA (26)	1083	1080	1090	1097	1096
Private Admissions Overlap (22)	1251	1271	1284	1279	1279
Public Admissions overlap (5)	1091	1118	1148	1140	1137

\* 50th %tile created by adding the 25th and 75th %tile reported by AGB and dividing by 2.



SOURCE: AGB

Composite scores consists of SAT Math + SAT Verbal scores.